



Swimming New Zealand



LIVE

2023 Apollo Projects NZ Age Group S...

Points Swimmers Files Scoreboard







































- Session 1 Wed | 09:10 AM
- Session 2 Wed | 05:40 PM
- Session 3 Thu | 09:10 AM
- Session 4 Thu | 05:40 PM
- Session 5 Fri | 09:10 AM
- Session 6 Fri | 05:40 PM
- Session 7 Sat | 09:10 AM
- Session 8 Sat | 05:40 PM




































| Session 1 | Wednesday 09:10 AM | |
|-----------|--------------------|-----------------------------|
| 1 | 09:10 AM | 400m Freestyle Women He... |
| 2 | 09:37 AM | 100m Butterfly Men Heat |
| 3 | 09:50 AM | 100m Butterfly Women Heat |
| 4 | 10:03 AM | 100m Breaststroke Men H... |
| 101 | 10:17 AM | 100m Breaststroke Men M... |
| 102 | 10:20 AM | 100m Breaststroke Wome... |
| 5 | 10:23 AM | 200m Individual Medley W... |
| 6 | 10:43 AM | 50m Backstroke Men Heat |
| 7 | 11:01 AM | 50m Backstroke Women H... |
| 8 | 11:11 AM | 800m Freestyle Men Final |













4 **100m Breaststroke Men Heat** Official

Entries Heats

| Total | | | | | | |
|-------|-----------------|-----|-----------------------|-------|------|--|
| Rank | Competitor | Age | Club | RT | FINA | Result |
| 1 | Hughes Hara | 17 | Tawa Swim... | +0.63 | | 1:04.64 Entry: 1:05.19 (- 0.55) QA |
| | 50m: 29.76 | | 100m: 1:04.64 (34.88) | | | |
| 2 | Story Jacob | 15 | Mt Eden Swi... | +0.69 | | 1:05.26 Entry: 1:05.66 (- 0.40) QC |
| | 50m: 30.86 | | 100m: 1:05.26 (34.40) | | | |
| 3 | Zhang Kevin | 16 | Roskill Swim... | +0.65 | | 1:05.56 Entry: 1:04.71 (+ 0.85) QB |
| | 50m: 31.26 | | 100m: 1:05.56 (34.30) | | | |
| 4 | Li Benson | 16 | North Shore ... | +0.70 | | 1:06.15 Entry: 1:07.15 (- 1.00) QB |
| | 50m: 30.74 | | 100m: 1:06.15 (35.41) | | | |
| 5 | Arrowsmith ... | 16 | United Swim... | +0.69 | | 1:06.34 Entry: 1:04.95 (+ 1.39) QB |
| | 50m: 31.57 | | 100m: 1:06.34 (34.77) | | | |
| 6 | Kennard Ja... | 17 | United Swim... | +0.66 | | 1:07.19 Entry: 1:04.80 (+ 2.39) QA |
| | 50m: 30.94 | | 100m: 1:07.19 (36.25) | | | |
| 7 | Karpik Cam... | 14 | United Swim... | +0.68 | | 1:08.37 Entry: 1:08.33 (+ 0.04) QD |
| | 50m: 31.61 | | 100m: 1:08.37 (36.76) | | | |
| 8 | O'Connor-Cl... | 18 | Pirates Swim... | +0.69 | | 1:08.41 Entry: 1:09.40 (- 0.99) QA |
| | 50m: 31.65 | | 100m: 1:08.41 (36.76) | | | |
| 9 | Larhantec (...) | 15 | New Caledo... | +0.69 | | 1:08.45 Entry: 1:10.19 (- 1.74) QC |
| | 50m: 32.02 | | 100m: 1:08.45 (36.43) | | | |
| 10 | Gardiner Max | 18 | Wharenui Sw... | +0.66 | | 1:08.67 Entry: 1:06.50 (+ 2.17) QA |
| | 50m: 31.88 | | 100m: 1:08.67 (36.79) | | | |
| 11 | Ludlow Caleb | 16 | Alexandra S... | +4.56 | | 1:08.85 Entry: 1:09.19 (- 0.34) QB |
| | 50m: 32.14 | | 100m: 1:08.85 (36.71) | | | |
| 12 | Cowen Nich... | 16 | North Shore ... | +0.63 | | 1:08.86 Entry: 1:10.59 (- 1.73) QB |
| | 50m: 32.47 | | 100m: 1:08.86 (36.39) | | | |
| 13 | Shin Joseph | 15 | Phoenix Aqu... | +0.63 | | 1:08.98 Entry: 1:11.31 (- 2.33) QC |
| | 50m: 32.33 | | 100m: 1:08.98 (36.65) | | | |
| 14 | Reiher Joe | 16 | Porirua City ... | +0.71 | | 1:09.20 QB |

| | | | | | |
|----|---|---|---|----|--|
| | 50m: 32.85 | 100m: 1:09.20 (36.35) | | | |
| 15 |  Callebaut D... | 16  Aquabladz ... +3.52 | 1:09.42 Entry: 1:08.44 (+ 0.98) | QB | |
| | 50m: 32.89 | 100m: 1:09.42 (36.53) | | | |
| 16 |  McGirr Riley | 17  Kiwi West A... +0.65 | 1:09.88 Entry: 1:08.62 (+ 1.26) | QA | |
| | 50m: 32.67 | 100m: 1:09.88 (37.21) | | | |
| 17 |  Kennedy Joe | 17  North Cante... +0.68 | 1:10.27 Entry: 1:12.12 (- 1.85) | QA | |
| | 50m: 33.75 | 100m: 1:10.27 (36.52) | | | |
| 18 |  Clayden Eml... | 18  Vikings Swi... +0.69 | 1:10.40 Entry: 1:10.82 (- 0.42) | QA | |
| | 50m: 33.16 | 100m: 1:10.40 (37.24) | | | |
| 19 |  English Finley | 15 Swim Rotorua +0.76 | 1:11.00 Entry: 1:10.74 (+ 0.26) | QC | |
| | 50m: 32.91 | 100m: 1:11.00 (38.09) | | | |
| 20 |  Bao Elwin | 14  North Shore ... +0.68 | 1:11.06 Entry: 1:10.80 (+ 0.26) | QD | |
| | 50m: 32.14 | 100m: 1:11.06 (38.92) | | | |
| 21 |  Morton Oliver | 16  Nelson Sout... +0.65 | 1:11.24 Entry: 1:10.39 (+ 0.85) | QB | |
| | 50m: 33.73 | 100m: 1:11.24 (37.51) | | | |
| 22 |  Butler Hunter | 18  Jasi Swim C... +0.73 | 1:11.34 Entry: 1:10.39 (+ 0.95) | QA | |
| | 50m: 33.00 | 100m: 1:11.34 (38.34) | | | |
| 23 |  Markovich ... | 14 Roskill Swim... +0.62 | 1:11.81 Entry: 1:10.20 (+ 1.61) | QD | |
| | 50m: 33.23 | 100m: 1:11.81 (38.58) | | | |
| 24 |  Willis Alex | 16  Ice Breaker ... +0.62 | 1:12.07 Entry: 1:08.41 (+ 3.66) | QB | |
| | 50m: 32.76 | 100m: 1:12.07 (39.31) | | | |
| 25 |  Park John | 14 St Paul's Swi... +4.85 | 1:12.26 Entry: 1:13.91 (- 1.65) | QD | |
| | 50m: 34.00 | 100m: 1:12.26 (38.26) | | | |
| 26 |  Swanepoel ... | 15  Coast Swim... +0.63 | 1:12.32 Entry: 1:11.44 (+ 0.88) | QC | |
| | 50m: 33.98 | 100m: 1:12.32 (38.34) | | | |
| 27 |  Nodanche (...) | 13 New Caledo... +0.79 | 1:12.56 Entry: 1:14.11 (- 1.55) | QE | |
| | 50m: 34.26 | 100m: 1:12.56 (38.30) | | | |
| 27 |  Sun William | 16 United Swim... +0.68 | 1:12.56 Entry: 1:10.25 (+ 2.31) | QB | |
| | 50m: 32.70 | 100m: 1:12.56 (39.86) | | | |
| 29 |  Zwenzner (...) | 16  Nga Tai Tuat... +0.73 | 1:12.65 Entry: 1:11.28 (+ 1.37) | | |
| | 50m: 34.18 | 100m: 1:12.65 (38.47) | | | |
| 30 |  Ding Bosco | 15 United Swim... +0.69 | 1:12.80 Entry: 1:11.52 (+ 1.28) | QC | |
| | 50m: 33.55 | 100m: 1:12.80 (39.25) | | | |
| 31 |  Wheeler Ryl... | 14  North Cante... +0.64 | 1:12.81 Entry: 1:12.20 (+ 0.61) | QD | |
| | 50m: 33.69 | 100m: 1:12.81 (39.12) | | | |
| 32 |  Brackebush ... | 17  Coast Swim... +0.66 | 1:12.89 Entry: 1:13.11 (- 0.22) | QA | |
| | 50m: 33.07 | 100m: 1:12.89 (39.82) | | | |
| 33 |  Devery Liam | 17  Murihiku Sw... +0.71 | 1:12.95 Entry: 1:12.65 (+ 0.30) | QA | |
| | 50m: 33.95 | 100m: 1:12.95 (39.00) | | | |
| 34 |  Yoon Jethrow | 13  Phoenix Aqu... +0.61 | 1:13.04 Entry: 1:12.95 (+ 0.09) | QE | |
| | 50m: 34.35 | 100m: 1:13.04 (38.69) | | | |
| 35 |  Mufana (V) ... | 14 New Caledo... +0.71 | 1:13.06 Entry: 1:12.62 (+ 0.44) | QD | |
| | 50m: 34.50 | 100m: 1:13.06 (38.56) | | | |
| 36 |  Courtier (V) ... | 15 New Caledo... +0.63 | 1:13.25 Entry: 1:14.29 (- 1.04) | QC | |
| | 50m: 33.88 | 100m: 1:13.25 (39.37) | | | |
| 37 |  Callebaut C... | 14  Aquabladz ... +0.71 | 1:13.30 Entry: 1:14.89 (- 1.59) | QD | |

| | | | | | |
|----|---|----|--|---|----|
| | 50m: 34.37 | | 100m: 1:13.30 (38.93) | | |
| 37 |  Feng Bertil | 14 |  Murihiku Sw... +0.64 | 1:13.30 Entry: 1:14.18 (- 0.88) | QD |
| | 50m: 34.48 | | 100m: 1:13.30 (38.82) | | |
| 39 |  Nai (V) Nath... | 13 | Australia +0.64 | 1:13.45 Entry: 1:12.49 (+ 0.96) | QE |
| | 50m: 34.46 | | 100m: 1:13.45 (38.99) | | |
| 40 |  Logger Tho... | 18 | Evolution Aq... +0.67 | 1:13.58 Entry: 1:11.67 (+ 1.91) | |
| | 50m: 33.58 | | 100m: 1:13.58 (40.00) | | |
| 41 |  Eden Connor | 18 |  Nelson Sout... +0.70 | 1:13.68 Entry: 1:11.02 (+ 2.66) | |
| | 50m: 34.01 | | 100m: 1:13.68 (39.67) | | |
| 42 |  Sun Danny | 13 | United Swim... +0.71 | 1:14.25 Entry: 1:17.07 (- 2.82) | QE |
| | 50m: 34.39 | | 100m: 1:14.25 (39.86) | | |
| 43 |  Feng Andrew | 13 |  North Shore ... +0.63 | 1:14.50 Entry: 1:13.14 (+ 1.36) | QE |
| | 50m: 34.32 | | 100m: 1:14.50 (40.18) | | |
| 44 |  Jin Owen | 15 | United Swim... +0.74 | 1:14.65 Entry: 1:13.89 (+ 0.76) | QC |
| | 50m: 34.78 | | 100m: 1:14.65 (39.87) | | |
| 45 |  Hurbuns Riley | 15 |  North Shore ... +0.76 | 1:14.75 Entry: 1:15.60 (- 0.85) | QC |
| | 50m: 35.31 | | 100m: 1:14.75 (39.44) | | |
| 46 |  Sugiyama T... | 15 |  Kiwi ASC +0.59 | 1:14.81 Entry: 1:14.37 (+ 0.44) | QC |
| | 50m: 34.11 | | 100m: 1:14.81 (40.70) | | |
| 47 |  Smith-Frank... | 17 |  North Shore ... +0.76 | 1:14.97 Entry: 1:13.70 (+ 1.27) | |
| | 50m: 35.06 | | 100m: 1:14.97 (39.91) | | |
| 48 |  Dudding Ben | 16 | Pirates Swim... +0.67 | 1:15.02 Entry: 1:13.96 (+ 1.06) | |
| | 50m: 33.97 | | 100m: 1:15.02 (41.05) | | |
| 49 |  Lafoga Ales... | 14 | Waverley Swi... +0.72 | 1:15.12 Entry: 1:16.77 (- 1.65) | QD |
| | 50m: 34.65 | | 100m: 1:15.12 (40.47) | | |
| 50 |  Fischer Emil | 15 | Greymouth A... +0.75 | 1:15.41 Entry: 1:13.01 (+ 2.40) | |
| | 50m: 34.18 | | 100m: 1:15.41 (41.23) | | |
| 51 |  Solodi Nico | 16 |  Aquagym S... +0.60 | 1:15.68 Entry: 1:12.90 (+ 2.78) | |
| | 50m: 35.82 | | 100m: 1:15.68 (39.86) | | |
| 52 |  Russell Cha... | 15 |  TBSS Centra... +0.80 | 1:15.88 Entry: 1:15.46 (+ 0.42) | |
| | 50m: 35.97 | | 100m: 1:15.88 (39.91) | | |
| 53 |  Yue Denver | 15 |  Phoenix Aqu... +0.60 | 1:16.00 Entry: 1:15.44 (+ 0.56) | |
| | 50m: 35.47 | | 100m: 1:16.00 (40.53) | | |
| 54 |  Zhu Jack | 14 | United Swim... +0.66 | 1:16.56 Entry: 1:15.77 (+ 0.79) | QD |
| | 50m: 34.82 | | 100m: 1:16.56 (41.74) | | |
| 55 |  Kalani Lono | 14 |  Tasman Swi... +0.79 | 1:16.58 Entry: 1:15.15 (+ 1.43) | |
| | 50m: 36.00 | | 100m: 1:16.58 (40.58) | | |
| 56 |  Li Jeremy | 16 | St Paul's Swi... +0.68 | 1:16.66 Entry: 1:14.13 (+ 2.53) | |
| | 50m: 35.16 | | 100m: 1:16.66 (41.50) | | |
| 57 |  Doak Harris... | 16 |  Selwyn Swi... +0.64 | 1:16.97 Entry: 1:14.36 (+ 2.61) | |
| | 50m: 35.31 | | 100m: 1:16.97 (41.66) | | |
| 58 |  Horner Angus | 15 | Pirates Swim... +0.70 | 1:17.01 Entry: 1:15.32 (+ 1.69) | |
| | 50m: 35.95 | | 100m: 1:17.01 (41.06) | | |
| 59 |  Els Jason | 14 |  Coast Swi... +0.63 | 1:17.13 Entry: 1:15.05 (+ 2.08) | |
| | 50m: 35.89 | | 100m: 1:17.13 (41.24) | | |
| 60 |  Robinson Ol... | 15 | Tawa Swim... +0.76 | 1:17.64 Entry: 1:14.97 (+ 2.67) | |

| | | | | | |
|----|---|-----------------------|--|---|----|
| | 50m: 35.66 | 100m: 1:17.64 (41.98) | | | |
| 61 |  Broadfoot D... | 13 |  Pirates Swim... +0.78 | 1:18.03 Entry: 1:18.92 (- 0.89) | QE |
| | 50m: 36.43 | 100m: 1:18.03 (41.60) | | | |
| 62 |  Candish Bla... | 14 |  Whanganui ... +0.71 | 1:18.32 Entry: 1:16.94 (+ 1.38) | |
| | 50m: 37.28 | 100m: 1:18.32 (41.04) | | | |
| 63 |  Choo Cleme... | 13 |  North Shore ... +0.73 | 1:19.04 Entry: 1:19.12 (- 0.08) | QE |
| | 50m: 36.68 | 100m: 1:19.04 (42.36) | | | |
| 64 |  Wong Eric | 14 |  Ice Breaker ... +0.60 | 1:19.78 Entry: 1:16.28 (+ 3.50) | |
| | 50m: 37.22 | 100m: 1:19.78 (42.56) | | | |
| 0 |  Carlisle Caleb | 17 |  Greendale S... +0.83 | DSQ | |
| 0 |  Blair Ethan | 17 |  North Cante... +0.69 | DSQ | |